

novacolor®
I colori dell'Architettura

CalceCruda



CALCECRUDA, FASE SILOSSANICA, ECLAT_WALL PAINTING – DESIGN PIECES BY NOVACOLOR
Photo Gianluca Cisternino, Styling Alessandra Salaris







CalceCruda, la calce
e l'argilla italiane.
Dalla terra per la terra.

CalceCruda, Italian
lime and clays.
From earth to earth.

CALCECRUDA BIANCO & 17027 & FASE SILOSSANICA 6242




CALCECRUDA 20503



CALCECRUDA 17023



CALCECRUDA 20504



CALCECRUDA 20505



CalceCruda

IT
**RIVESTIMENTO DECORATIVO MINERALE A BASE
DI CALCE E ARGILLA**

Diluizione: pronto all'uso. Per applicazioni a pennello, diluire CalceCruda Tinta a Stucco 10-40% con acqua.

Applicazione con spatola inox: uno strato per CalceCruda Intonachino; due o più strati per CalceCruda e CalceCruda Tinta a Stucco.

Resa CalceCruda: 1,5 - 2,5 kg/m² nei due strati.
Resa CalceCruda Intonachino: 3 - 3,5 kg/m² per singolo strato.

Resa CalceCruda Tinta a Stucco: per applicazioni a pennello 0,4-0,7 kg/m² nei due strati; per applicazioni con spatola inox 0,8-1 kg/m² nei due strati.

CalceCruda e CalceCruda Intonachino possono essere applicati anche in esterni se ricoperti da due strati di Fase Silossanica o Patina Minerale.


CALCECRUDA 17023 & BIANCO & FASE SILOSSANICA 6201



CALCECRUDA 16062



CALCECRUDA 17021



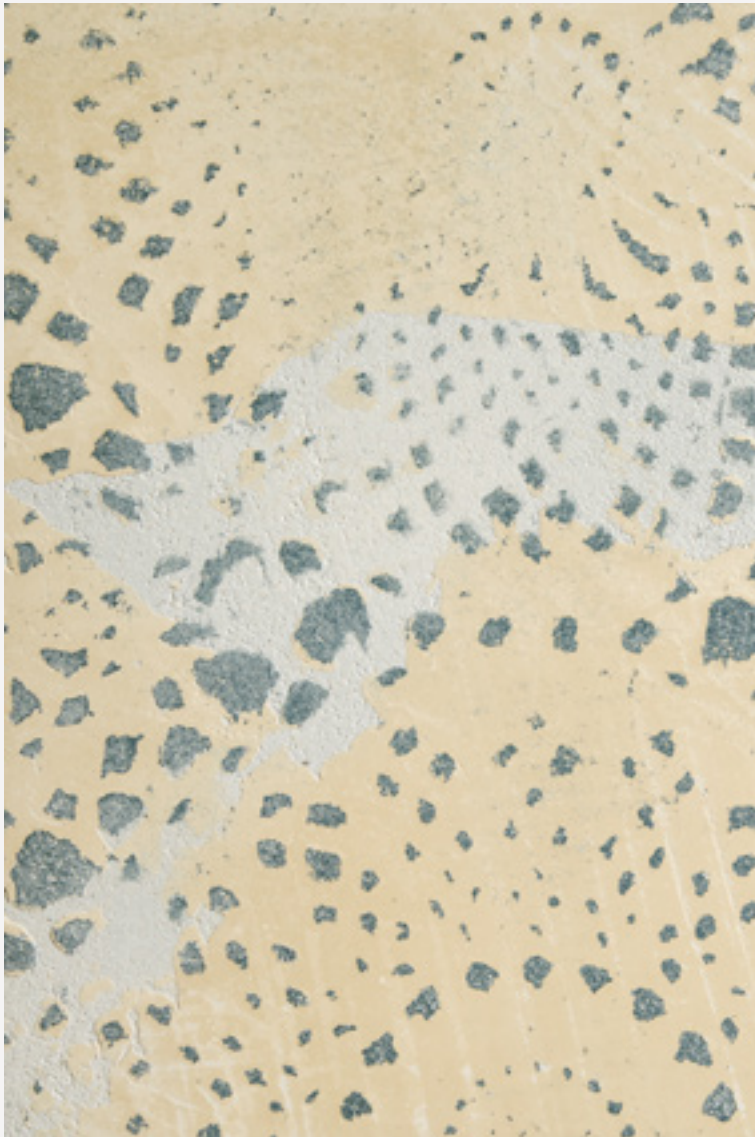
CALCECRUDA 17020



CALCECRUDA 20500

CALCECRUDA - CASA SEDRA GUEST HOUSE, BRASOV, ROMANIA
Partner: BM Real International - Novacolor Ambassador 2020 Catalin Mustata





CalceCruda

EN
**DECORATIVE MINERAL COATING WITH LIME
AND CLAY**

Dilution: CalceCruda, CalceCruda Intonachino and CalceCruda Tinta a Stucco are ready to use. For applications by brush, dilute CalceCruda Tinta a Stucco 10-14% with water.

Application with stainless steel trowel: one layer for CalceCruda Intonachino; two or more layers for CalceCruda and CalceCruda Tinta a Stucco.

Yield CalceCruda: 1,5 - 2,5 kg/m² in two layers.

Yield CalceCruda Intonachino: 3 - 3,5 kg/m² for each layer.


Yield CalceCruda Tinta a Stucco: for applications with brush 0,4-0,7 kg/m² in two layers; for application with stainless steel trowel 0,8-1 kg/m² in two layers.

CalceCruda and CalceCruda Intonachino can be applied also outdoor if covered by two layers of Fase Silossanica or Patina Minerale.


CALCECRUDA BIANCO & 17027 & 17028 & CALCECRUDA TINTA A STUCCO 17023




CAL. T.STUCCO 20501



CAL. T.STUCCO 17027



CAL. T.STUCCO 17025



CAL. T.STUCCO 20502



FR
**REVÊTEMENT DÉCORATIF MINÉRAL A BASE DE
CHAUX ET D'ARGILE**

Dilution: CalceCruda, CalceCruda Intonachino et CalceCruda Tinta a Stucco sont prêts à l'utilisation. Pour application à pinceau, diluer CalceCruda Tinta a Stucco avec 10-40% d'eau.

Application avec truelle en inox: une couche pour CalceCruda Intonachino; deux ou plusieurs couches pour CalceCruda et CalceCruda Tinta a Stucco.

Rendement CalceCruda: 1,5 - 2,5 kg/m² en deux couches.

Rendement CalceCruda Intonachino: 3 - 3,5 kg/m² pour chaque couche.


Rendement CalceCruda Tinta a Stucco: pour application à pinceau 0,4-0,7 kg/m² en deux couches; pour application avec truelle en inox 0,8-1 kg/m² en deux couches.

CalceCruda et CalceCruda Intonachino peuvent être appliqués aussi en extérieurs si protégés par deux couches de Fase Silossanica ou Patina Minerale.


CALCECRUDA 20510 & 17027 & ECLAT_WALL PAINTING & CERA WAX PLUS



CALCECRUDA 17024



CALCECRUDA 17026



CALCECRUDA 16060



CALCECRUDA 16061



CalceCruda

DE

KALK- UND LEHM- MINERALDEKORATIVE BESCHICHTUNG

Verdünnung: CalceCruda, CalceCruda Intonachino und CalceCruda Tinta a Stucco sind gebrauchsfertig. Für Pinselanwendungen CalceCruda Tinta a Stucco 10-bis Max 40% mit Wasser verdünnen.

Anwendung mit Edelstahlkelle: eine einzige Schicht für CalceCruda Intonachino; zwei oder mehr Schichten für CalceCruda und CalceCruda Tinta a Stucco.

Ausbeute CalceCruda 1,5 - 2,5 kg/m² in den beiden Schichten.

Ausbeute CalceCruda Intonachino: 3 - 3,5 kg/m² pro Einzelschicht.


Ausbeute CalceCruda Tinta a Stucco gefärbt: für Pinselanwendungen 0,4-0,7 kg/m² in den beiden Schichten; für Anwendungen mit Edelstahlkelle 0,8-1 kg/m² in beiden Schichten.

CalceCruda und CalceCruda Intonachino können auch im Aussenbereich angewandt werden, soweit Sie in zwei Schichten aufgetragen werden und weiter mit zwei Schichten von Fase Silossanica oder Patina Minerale (Lasertechnik) bedeckt werden.


CALCECRUDA INTONACHINO BIANCO & FASE SILOSSANICA INCOLORE




CALCECRUDA 20506



CALCECRUDA 20507



CALCECRUDA 20508



CALCECRUDA 20509

CALCECRUDA INTONACHINO
Photo Gianluca Cisternino, Styling Alessandra Salaris





CALCECRUDA



Certificato A+ per le basse emissioni di sostanze volatili nell'aria.
A+ Certified for the low emissions of volatile substances in the air.



Riduce la concentrazione di formaldeide nell'aria
Reduction of the formaldehyde concentration in the environment

Le tonalità di questa cartella hanno valore puramente indicativo. The color samples in this color chart should be considered purely indicative.

Photo cover © Eolo Radoni

novacolor[®]
I colori dell'Architettura

Novacolor Back office:
Via U. Aldrovandi 10, 47122 Forlì (FC)
Tel +39 0543 401840 – info@novacolor.it



Novacolor is committed to reduce
the environmental impact by producing
friendly materials.



AZIENDA CON
SISTEMA DI GESTIONE
CERTIFICATO DA DNV GL
= ISO 9001 =
= ISO 14001 =

COMPANY WITH
MANAGEMENT SYSTEM
CERTIFIED BY DNV GL
= ISO 9001 =
= ISO 14001 =

Made in Italy