

novacolor™
I colori dell'Architettura

CalceCruda

& CalceCruda Intonachino



Photo by Gianluca Cisternino
Styling by Alessandra Salaris





CalceCruda & CalceCruda Intonachino

IT

RIVESTIMENTO DECORATIVO MINERALE A BASE DI ARGILLE PURIFICATE PER INTERNI E ESTERNI

Applicare CALCECRUDA o CALCECRUDA INTONACHINO in uno o due strati con spatola inox e lavorare con vari strumenti in funzione dell'effetto desiderato. Se si desidera decorare ulteriormente la superficie, applicare FASE SILOSSANICA o PATINA MINERALE, diluita, con frattazzo in spugna.

Resa CalceCruda: 1,5 - 2,5 Kg/m² nei due strati.
Resa CalceCruda Intonachino: 2,2 - 2,8 Kg/m² per singolo strato.

Per maggiori informazioni consultare la scheda tecnica.





(EN)

DECORATIVE MINERAL COATING WITH PURIFIED CLAYS FOR INTERIORS AND EXTERIORS

Apply CALCECRUDA or CALCECRUDA INTONACHINO in one or two layers, using a stainless steel trowel and work into the surface with various tools, according to the desired effect. To enhance the decorative effect, apply FASE SILOSSANICA or PATINA MINERALE, diluted, with sponge trowel.


Yield CalceCruda: 1,5 - 2,5 Kg/m² in two layers.
Yield CalceCruda Intonachino: 2,2 - 2,8 Kg/m² in one layer.

For more information please check the technical data sheet.


CALCECRUDA BIANCO/WHITE & FASE SILOSSANICA INCOLORE & FS 6217




16062



16060



17026



17027





(FR)

REVÊTEMENT MINÉRAL DÉCORATIF À BASE DE CHAUX ET ARGILE PURIFIÉE POUR INTÉRIEURS ET EXTÉRIEURS

Appliquer CALCECRUDA ou CALCECRUDA INTONACHINO en une ou deux couches à l'aide d'une truelle inox et travailler la surface avec des outils en fonction de l'effet désiré.


En outre, on peut ultérieurement décorer la surface, en appliquant FASE SILOSSANICA ou PATINA MINERALE, diluée, à l'aide d'une truelle éponge.

Rendement CalceCruda: 1,5 - 2,5 Kg/m² en deux couches.


Rendement CalceCruda Intonachino: 2,2 - 2,8 Kg/m² en une couche.

Pour plus d'informations contrôler la fiche technique.


CALCECRUDA 17023 & CALCECRUDA BIANCO/WHITE & FASE SILOSSANICA INCOLORE & FS 6213




17024



17023



17022



17025



DE

MINERALISCHE DEKO-BESCHICHTUNG AUF LEHM-UND KALKBASIS FÜR INNEN UND AUSSEN


Zwei Schichten CALCECRUDA oder CALCECRUDA INTONACHINO mit einem Edelstahlspachtel auftragen. Bevor diese vollkommen trocken sind, die Oberfläche mit Schablonen, Rollen oder verschiedenen Werkzeugen bearbeiten, eine unregelmäßig dekorierte Oberfläche zu erhalten. CalceCruda kann auch mit einer oder mehreren Schichten von FASE SILOSSANICA oder PATINA MINERALE (Silikat-Lasurtechnik) weiter geschützt und dekoriert werden.

Ergiebigkeit CalceCruda: 1,5 - 2,5 Kg/m² in den beiden Schichten.


Ergiebigkeit CalceCruda Intonachino: 2,2 - 2,8 Kg/m² pro Schicht.

Für weitere Info bitte siehe technisches Merkblatt.


CALCECRUDA INTONACHINO BIANCO/WHITE & PATINA MINERALE PM 6212




16061



16063




17020



17021

www.novacolor.it



novacolorTM
I colori dell'Architettura

NOVACOLOR srl - 47122 Forlì - Italia
Tel +39 0543 401840 - fax +39 0543 414585
Via U. Aldrovandi, 10 - info@novacolor.it



NOVACOLOR is committed to reduce the environmental impact by producing friendly materials.

Made in Italy

**AZIENDA CON SISTEMA
DI GESTIONE QUALITÀ
CERTIFICATO DA DNV GL
= ISO 9001 =**

**COMPANY WITH
QUALITY SYSTEM
CERTIFIED BY DNV GL
= ISO 9001 =**

freedot

03/2018

N000154